

# LOCTITE® 402™

November 2021

## PRODUCT DESCRIPTION

LOCTITE® 402™ provides the following product characteristics:

<b>Technology</b>	Cyanoacrylate
<b>Chemical Type</b>	Ethyl / allyl Cyanoacrylate
<b>Appearance (uncured)</b>	Transparent, colorless to straw colored liquid
<b>Components</b>	One part - requires no mixing
<b>Viscosity</b>	Low
<b>Cure</b>	Humidity
<b>Application</b>	Bonding
<b>Specific Benefits</b>	<ul style="list-style-type: none"> <li>• Fast fixture time</li> <li>• Good thermal performance</li> <li>• High humidity resistance</li> </ul>

LOCTITE® 402™ is an instant adhesive that provides rapid bonding of a wide range of materials, including metals, plastics and elastomers. LOCTITE® 402™ shows a good aging and hot strength performance, on all substrates, especially on stainless steel. LOCTITE® 402™ is also suited for bonding porous materials such as wood, paper, leather and fabric.

## TYPICAL PROPERTIES OF UNCURED MATERIAL

Specific Gravity @ 23 °C	1.1
Viscosity, Cone & Plate, mPa·s (cP):	
Shear Rate: 3,000 s <sup>-1</sup>	110

## TYPICAL CURING PERFORMANCE

Under normal conditions, the atmospheric moisture initiates the curing process. Although full functional strength is developed in a relatively short time, curing continues for at least 24 hours before full chemical/solvent resistance is developed.

### Cure Speed vs. Substrate

The rate of cure will depend on the substrate used. The table below shows the fixture time achieved on different materials at 23°C / 50 % relative humidity. This is defined as the time to develop a shear strength of 0.1 N/mm<sup>2</sup>.

Fixture Time, seconds:	
Mild Steel (Grit Blasted)	20
Aluminum	5
Stainless steel	45
Zinc dichromate	45
Neoprene	5
Rubber, nitrile	60
ABS	5
PVC	20
Polycarbonate	5
Phenolic	5
Wood (balsa)	45
Wood (oak)	45
Wood (pine)	30
Chipboard	20
Fabric	30
Paper	10
Balsa	5

### Cure Speed vs. Bond Gap

The rate of cure will depend on the bondline gap. Thin bond lines result in high cure speeds, increasing the bond gap will decrease the rate of cure.

### Cure Speed vs. Humidity

The rate of cure will depend on the ambient relative humidity. The best results are achieved when the relative humidity in the working environment is 50% at 23°C. Lower humidity leads to slower cure. Higher humidity accelerates it, but may impair the final strength of the bond.

### Cure Speed vs. Activator

Where cure speed is unacceptably long due to large gaps, applying activator to the surface will improve cure speed. However, this can reduce ultimate strength of the bond and therefore testing is recommended to confirm effect.

## TYPICAL PERFORMANCE OF CURED MATERIAL

### Adhesive Properties

Cured for 10 seconds @ 23°C

Tensile Strength, ISO 6922, cord:

Buna-N	N/mm <sup>2</sup> 8.6 (psi) (1,200)
--------	--

Cured for 72 hours @ 23°C

Tensile Strength, ISO 6922, cord:

Buna-N	N/mm <sup>2</sup> 9 (psi) (1,300)
--------	--------------------------------------

Tensile Strength, ISO 6922, pin:

Mild Steel (Grit Blasted)	N/mm <sup>2</sup> 33 (psi) (4,800)
---------------------------	---------------------------------------

Lap Shear Strength, ISO 4587:

Mild Steel (Grit Blasted)	N/mm <sup>2</sup> 22 (psi) (3,200)
---------------------------	---------------------------------------

Aluminum (etched)	N/mm <sup>2</sup> 20 (psi) (2,900)
-------------------	---------------------------------------

Zinc Dichromate	N/mm <sup>2</sup> 4.5 (psi) (650)
-----------------	--------------------------------------

ABS	N/mm <sup>2</sup> 8 (psi) (1,200)
-----	--------------------------------------

PVC	N/mm <sup>2</sup> 6 (psi) (870)
-----	------------------------------------

Phenolic	N/mm <sup>2</sup> 10 (psi) (1,500)
----------	---------------------------------------

Polycarbonate	N/mm <sup>2</sup> 7.6 (psi) (1,100)
---------------	--

Nitrile	N/mm <sup>2</sup> 1.7 (psi) (250)
---------	--------------------------------------

Neoprene	N/mm <sup>2</sup> 1.3 (psi) (190)
----------	--------------------------------------

Stainless Steel	N/mm <sup>2</sup> 17.5 (psi) (2,500)
-----------------	---

Block Shear Strength, ISO 13445:

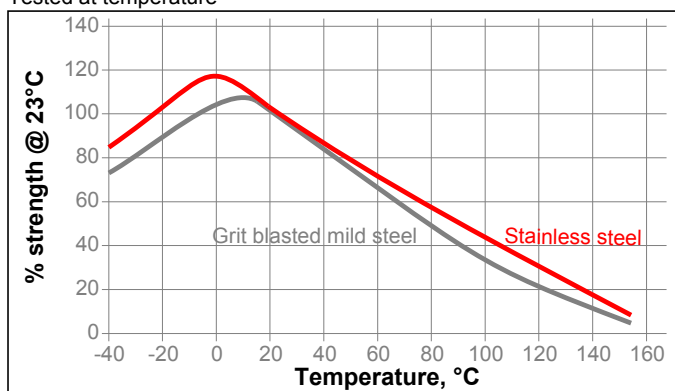
ABS	N/mm <sup>2</sup> 20 (psi) (2,900)
Phenolic	N/mm <sup>2</sup> 11 (psi) (1,600)
Polycarbonate	N/mm <sup>2</sup> 13.5 (psi) (2,000)
Phenolic	N/mm <sup>2</sup> 12 (psi) (1,800)

**TYPICAL ENVIRONMENTAL RESISTANCE**

Cured for 1 week @ 23°C / 50% RH  
Lap Shear Strength ISO 4587:  
Mild steel (grit blasted)

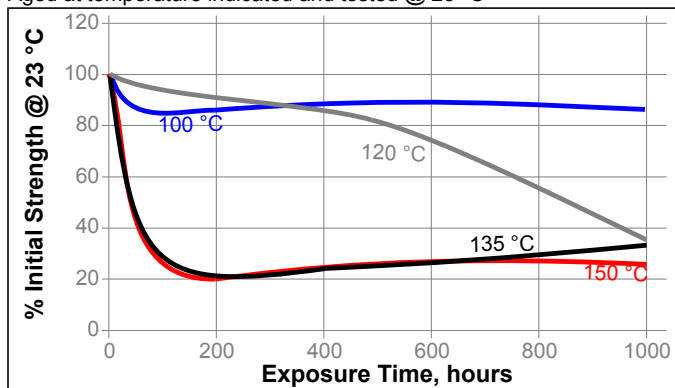
**Hot Strength**

Tested at temperature

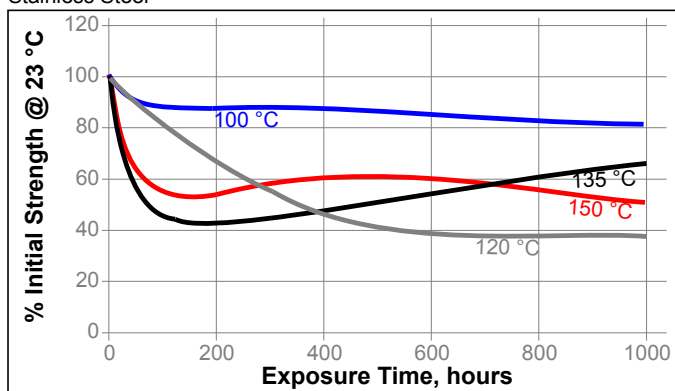


**Heat Aging**

Aged at temperature indicated and tested @ 23 °C

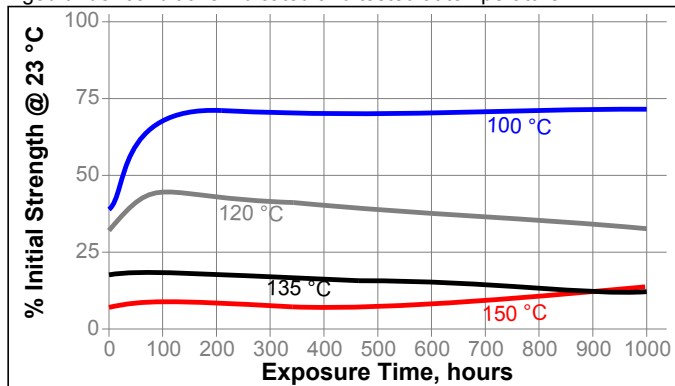


**Stainless Steel**

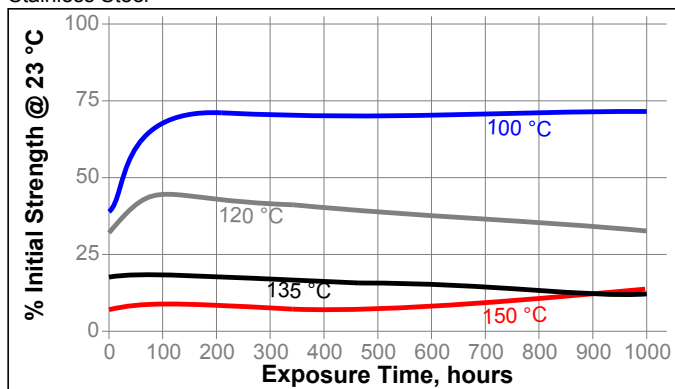


**Heat Aging/Hot Strength**

Aged under conditions indicated and tested at temperature



**Stainless Steel**



**Chemical/Solvent Resistance**

Aged under conditions indicated and tested @ 23 °C

Environment	°C	% of initial strength		
		100 h	500 h	1000 h
Motor oil	40	130	140	130
Unleaded gasoline	23	110	110	110
Ethanol	23	115	115	120
Isopropanol	23	110	120	130
Water	23	80	70	65
Water/glycol 50/50	23	95	80	80
98% RH	40	70	70	70
95% RH	65	70	45	45

**Polycarbonate**

Environment	°C	% of initial strength		
		100 h	500 h	1000 h
Air	23	90	115	120
98% RH	40	135	115	120

**Stainless Steel**

Environment	°C	% of initial strength		
		100 h	500 h	1000 h
Motor oil	40	115	120	130
Unleaded gasoline	23	110	110	110
Ethanol	23	100	110	95
Isopropanol	23	115	110	115
Water	23	75	50	30
Water/glycol 50/50	23	90	60	40



98% RH	40	50	40	35
95% RH	65	40	25	20

## GENERAL INFORMATION

This product is not recommended for use in pure oxygen and/or oxygen rich systems and should not be selected as a sealant for chlorine or other strong oxidizing materials.

For safe handling information on this product, consult the Safety Data Sheet (SDS).

## Directions for use

1. Bond areas should be clean and free from grease. Clean all surfaces with a LOCTITE® cleaning solvent and allow to dry.
2. To improve bonding on low energy plastic surfaces, LOCTITE® Primer may be applied to the bond area. Avoid applying excess Primer. Allow the Primer to dry.
3. LOCTITE® Activator may be used if necessary. Apply it to one bond surface (do not apply activator to the primed surface where Primer is also used). Allow the Activator to dry.
4. Apply adhesive to one of the bond surfaces (do not apply the adhesive to the activated surface). Do not use items like tissue or a brush to spread the adhesive. Assemble the parts within a few seconds. The parts should be accurately located, as the short fixture time leaves little opportunity for adjustment.
5. LOCTITE® Activator can be used to cure fillets of product outside the bond area. Spray or drop the activator on the excess product.
6. Bonds should be held fixed or clamped until adhesive has fixtured.
7. Product should be allowed to develop full strength before subjecting to any service loads (typically 24 to 72 hours after assembly, depending on bond gap, materials and ambient conditions).

## Storage

Store product in the unopened container in a dry location. Storage information may be indicated on the product container labeling.

**Optimal Storage: 2 °C to 8 °C. Storage below 2 °C or greater than 8 °C can adversely affect product properties.** Material removed from containers may be contaminated during use. Do not return product to the original container. Henkel Corporation cannot assume responsibility for product which has been contaminated or stored under conditions other than those previously indicated. If additional information is required, please contact your local Henkel representative.

## Product Specification

The technical data contained herein are intended as reference only and are not considered specifications for the product. Product specifications are located on the Certificate of Analysis or please contact Henkel representative.

## Approval and Certificate

Please contact your local Henkel representative for related approval or certificate of this product.

## Data Ranges

The data contained herein may be reported as a typical value. Values are based on actual test data and are verified on a periodic basis.

Temperature/Humidity Ranges: 23 °C / 50% RH = 23±2 °C / 50±5% RH

## Conversions

(°C x 1.8) + 32 = °F  
 kV/mm x 25.4 = V/mil  
 mm / 25.4 = inches  
 µm / 25.4 = mil  
 N x 0.225 = lb  
 N/mm x 5.71 = lb/in  
 N/mm<sup>2</sup> x 145 = psi  
 MPa x 145 = psi  
 N·m x 8.851 = lb·in  
 N·m x 0.738 = lb·ft  
 N·mm x 0.142 = oz·in  
 mPa·s = cP

## Disclaimer

The information provided in this Technical Data Sheet (TDS) including the recommendations for use and application of the product are based on our knowledge and experience of the product as at the date of this TDS. The product can have a variety of different applications as well as differing application and working conditions in your environment that are beyond our control. Henkel is, therefore, not liable for the suitability of our product for the production processes and conditions in respect of which you use them, as well as the intended applications and results. We strongly recommend that you carry out your own prior trials to confirm such suitability of our product.

Any liability in respect of the information in the Technical Data Sheet or any other written or oral recommendation(s) regarding the concerned product is excluded, except if otherwise explicitly agreed and except in relation to death or personal injury caused by our negligence and any liability under any applicable mandatory product liability law.

**In case products are delivered by Henkel Belgium NV, Henkel Electronic Materials NV, Henkel Nederland BV, Henkel Technologies France SAS and Henkel France SA please additionally note the following:**

In case Henkel would be nevertheless held liable, on whatever legal ground, Henkel's liability will in no event exceed the amount of the concerned delivery.

**In case products are delivered by Henkel Colombiana, S.A.S. the following disclaimer is applicable:**

The information provided in this Technical Data Sheet (TDS) including the recommendations for use and application of the product are based on our knowledge and experience of the product as at the date of this TDS. Henkel is not liable for the suitability of our product for the production processes and conditions in respect of which you use them, as well as the intended applications and results. We strongly recommend that you carry out your own prior trials to confirm such suitability of our product.

Any liability in respect of the information in the Technical Data Sheet or any other written or oral recommendation(s) regarding the concerned product is excluded, except if otherwise explicitly agreed and except in relation to death or personal injury caused by our negligence and any liability under any applicable mandatory product liability law.

**In case products are delivered by Henkel Corporation or Henkel Canada, Inc. the following disclaimer is applicable:**

The data contained herein are furnished for information only and are believed to be reliable. We cannot assume responsibility for the results obtained by others over whose methods we have no control. It is the user's responsibility to determine suitability for the user's purpose of any production methods mentioned herein and to adopt such precautions as may be advisable for the protection of property and of persons against any hazards that may be involved in the handling and use thereof. In light of the foregoing, **Henkel Corporation specifically disclaims all warranties expressed or implied, including warranties of merchantability or fitness for a particular purpose, arising from sale or use of Henkel Corporation's products. Henkel Corporation specifically disclaims any liability for consequential or incidental damages of any kind, including lost profits.** The discussion herein of various processes or compositions is not to be interpreted as representation that they are free from domination of patents owned by others or as a license under any Henkel Corporation patents that may cover such processes or compositions. We recommend that each prospective user test his proposed application before repetitive use, using this data as a guide. This product may be covered by one or more United States or foreign patents or patent

applications.

**Trademark usage**

Except as otherwise noted, all trademarks in this document are trademarks of Henkel Corporation in the U.S. and elsewhere. ® denotes a trademark registered in the U.S. Patent and Trademark Office.

Reference 0.0

